



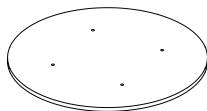
UNITE S4



Height: 45 cm, 55 cm

Leg length: see last page

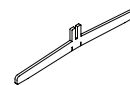
COMPONENTS



1 x Tabletop
thickness: 12 mm



1 x Plate
rectangular
240x240 mm



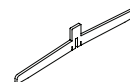
1 x Lower foot
length: 490 mm
thickness: 8 mm



1 x Inner leg
diameter: 35 mm



1 x Outer leg
diameter: 40 mm



1 x Upper foot
length: 490 mm
thickness: 8 mm

GLIDERS

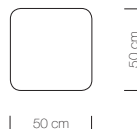


4 x

TABLETOP DIMENSIONS



60 cm



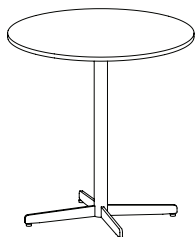
50 cm

BASE DIMENSIONS



35 cm
48 cm

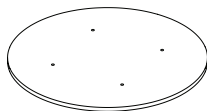
UNITE M4



Height: 45 cm, 55 cm, 60 cm,
73 cm, 90 cm, 108 cm

Leg length: see last page

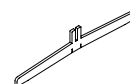
COMPONENTS



1 x Tabletop
thickness: 17 mm



1 x Plate
rectangular
360x360 mm



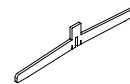
1 x Lower foot
length: 590 mm
thickness: 10 mm



1 x Inner leg
diameter: 45 mm



1 x Outer leg
diameter: 50 mm



1 x Upper foot
length: 590 mm
thickness: 10 mm

GLIDERS



4 x M6

TABLETOP DIMENSIONS



60 cm
70 cm



60 cm
70 cm

BASE DIMENSIONS



42 cm
59 cm

UNITE



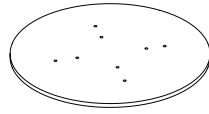
UNITE L4



Height: 45 cm, 55 cm, 60 cm,
73 cm, 90 cm, 108 cm

Leg length: see last page

COMPONENTS



1 x Tabletop
thickness: 20 mm



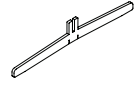
1 x Inner leg
diameter: 65 mm



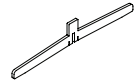
1 x Plate
rectangular
480x480 mm



1 x Outer leg
diameter: 70 mm



1 x Lower foot
length: 790 mm
thickness: 12 mm



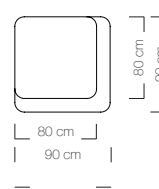
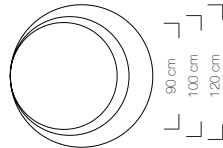
1 x Upper foot
length: 790 mm
thickness: 12 mm

GLIDERS

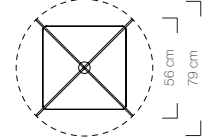


4 x M8

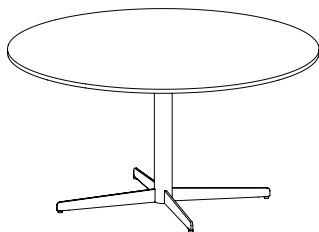
TABLETOP DIMENSIONS



BASE DIMENSIONS



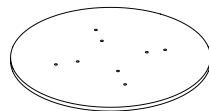
UNITE XL4



Height: 73 cm

Leg length: see last page

COMPONENTS



1 x Tabletop
thickness: 20 mm



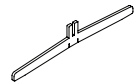
1 x Inner leg
diameter: 75 mm



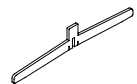
1 x Plate
rectangular
480x480 mm



1 x Outer leg
diameter: 80 mm



1 x Lower foot
length: 990 mm
thickness: 12 mm



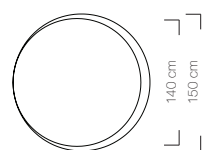
1 x Upper foot
length: 990 mm
thickness: 12 mm

GLIDERS

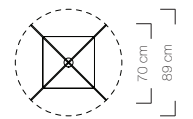


4 x M8

TABLETOP DIMENSIONS



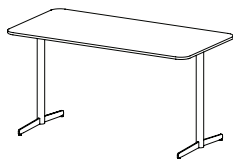
BASE DIMENSIONS



UNITE



UNITE M2



Height: 55 cm, 60 cm, 73 cm

Leg length: see last page

COMPONENTS




1 x Tabletop
thickness: 17 mm



2 x Plate
triangular



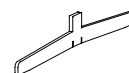
1 x Beam
see last page



2 x Inner leg
diameter: 45 mm



2 x Outer leg
diameter: 50 mm



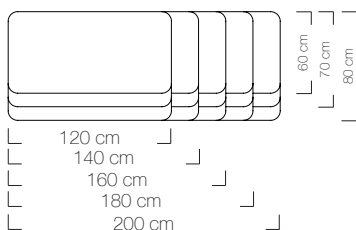
2 x Foot
length: 590 mm
thickness: 10 mm

GLIDERS

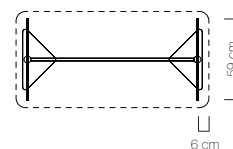


4 x M6

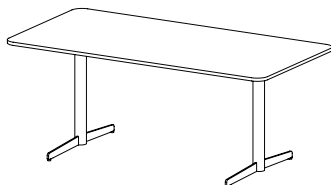
TABLETOP DIMENSIONS



BASE DIMENSIONS



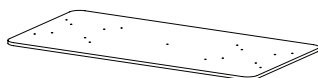
UNITE L2



Height: 73 cm

Leg length: see last page

COMPONENTS



1 x Tabletop
thickness: 20 mm



2 x Plate
rectangular
480x480 mm



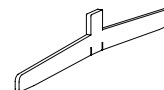
1 x Beam
see last page



1 x Inner leg
diameter: 65 mm



1 x Outer leg
diameter: 70 mm



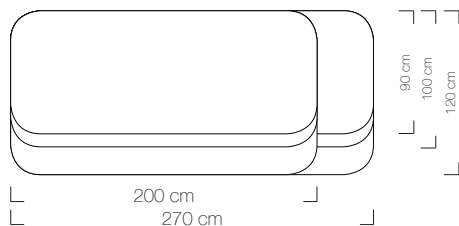
2 x Foot
length: 790 mm
thickness: 12 mm

GLIDERS

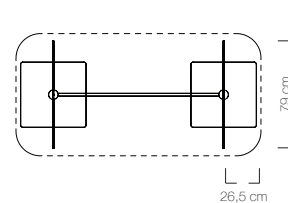


4 x M8

TABLETOP DIMENSIONS



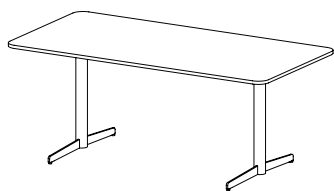
BASE DIMENSIONS





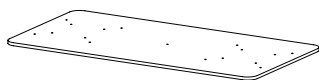
UNITE XL2

COMPONENTS



Height: 73 cm


Leg length: see last page



1 x Tabletop
thickness: 20 mm



2 x Plate
rectangular
480x480 mm



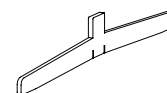
1 x Beam
see last page



1 x Inner leg
diameter: 75 mm



1 x Outer leg
diameter: 80 mm



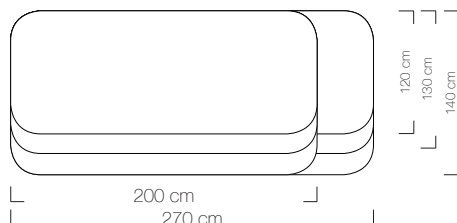
2 x Foot
length: 990 mm
thickness: 12 mm

GLIDERS

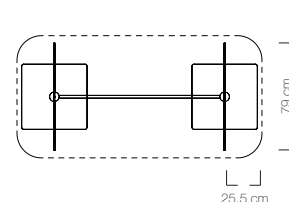


4 x M8

TABLETOP DIMENSIONS

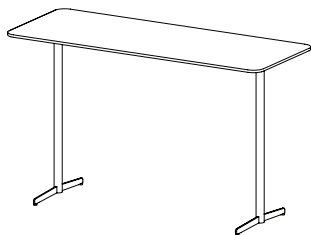


BASE DIMENSIONS





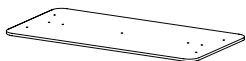
UNITE M2 HIGH



Height: 90 cm, 108 cm

Leg length: see last page

COMPONENTS



1 x Tabletop
thickness: 17 mm



2 x Plate
triangular



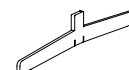
1 x Beam
see last page



2 x Inner leg
diameter: 45 mm



2 x Outer leg
diameter: 50 mm



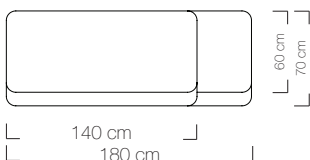
2 x Foot
length: 590 mm
thickness: 10 mm

GLIDERS

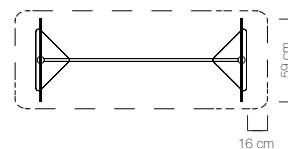


4 x M6

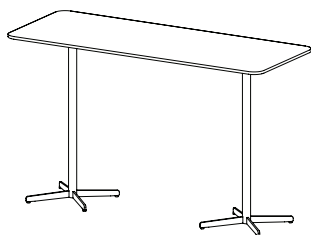
TABLETOP DIMENSIONS



BASE DIMENSIONS



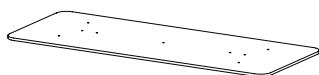
UNITE M4 HIGH



Height: 90 cm, 108 cm

Leg length: see last page

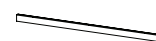
COMPONENTS



1 x Tabletop
thickness: 17 mm



2 x Plate
triangular



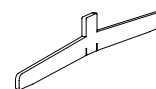
1 x Beam
see last page



2 x Inner leg
diameter: 45 mm



2 x Outer leg
diameter: 50 mm



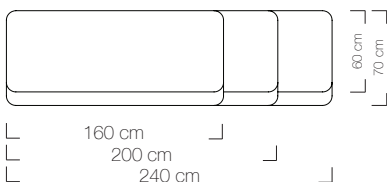
2 x Foot
length: 590 mm
thickness: 10 mm

GLIDERS

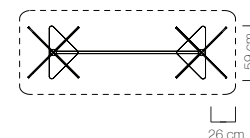


4 x M6

TABLETOP DIMENSIONS



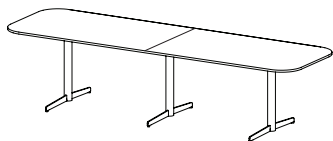
BASE DIMENSIONS





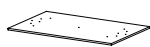
UNITE L2 EXTEND

COMPONENTS

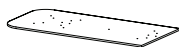


Height: 73 cm

Leg length: see last page



Tabletop 140 cm, middle
thickness: 20 mm
For 140 cm beam



Tabletop 190 cm, end
thickness: 20 mm
For 140 cm beam



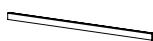
Tabletop 210 cm, middle
thickness: 20 mm
For 210 cm beam



Tabletop 260 cm, end
thickness: 20 mm
For 210 cm beam



Plate
rectangular
480x480 mm



Beam 140 cm
see last page



Beam 210 cm
see last page



M8



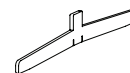
Inner leg
diameter: 65 mm



Outer leg
diameter: 70 mm



Outer leg middle
diameter: 70 mm

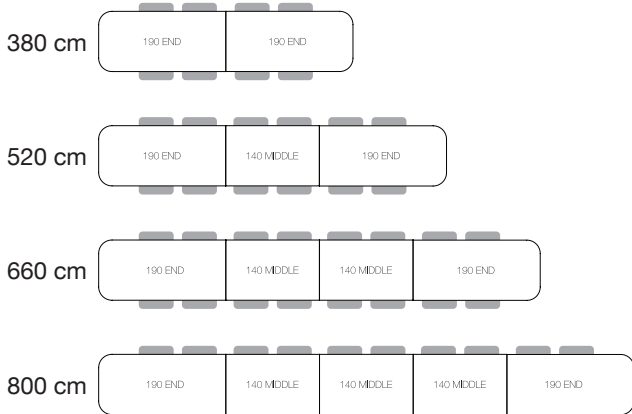


Foot
length: 790 mm
thickness: 12 mm

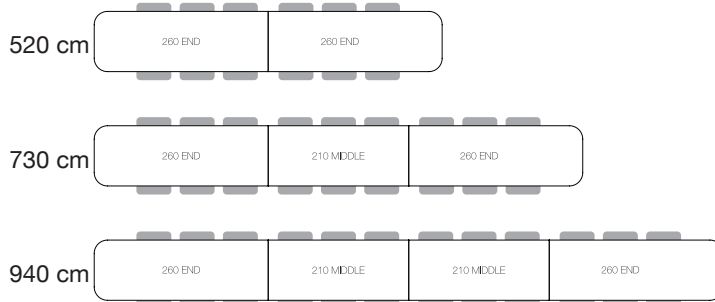
UNITE L2 EXTEND COMPONENT OVERVIEW

	length	tabletop				beam		leg			plate	foot
		140 cm middle	190 cm end	210 cm middle	260 cm end	140	210	inner	outer	outer middle		
140 beam	380 cm		2			2		3	2	1	3	3
	520 cm	1	2			3		4	2	2	4	4
	660 cm	2	2			4		5	2	3	5	5
	800 cm	3	2			5		6	2	4	6	6
210 beam	520 cm				2		1	3	2	1	3	3
	730 cm			1	2		2	4	2	2	4	4
	940 cm			2	2		3	5	2	3	5	5

Built with 140 cm beams



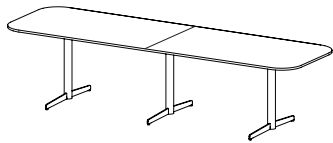
Built with 210 cm beams





UNITE XL2 EXTEND

COMPONENTS

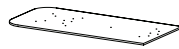


Height: 73 cm

Leg length: see last page



Tabletop 140 cm, middle
thickness: 20 mm
For 140 cm beam



Tabletop 190 cm, end
thickness: 20 mm
For 140 cm beam



Tabletop 210 cm, middle
thickness: 20 mm
For 210 cm beam



Tabletop 260 cm, end
thickness: 20 mm
For 210 cm beam



Plate
rectangular
480x480 mm



Beam 140 cm
see last page



Beam 210 cm
see last page



M8



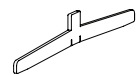
Inner leg
diameter: 75 mm



Outer leg
diameter: 80 mm



Outer leg middle
diameter: 80 mm

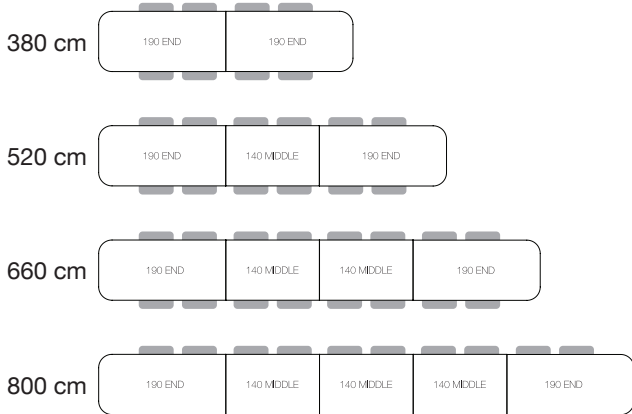


Foot
length: 990 mm
thickness: 12 mm

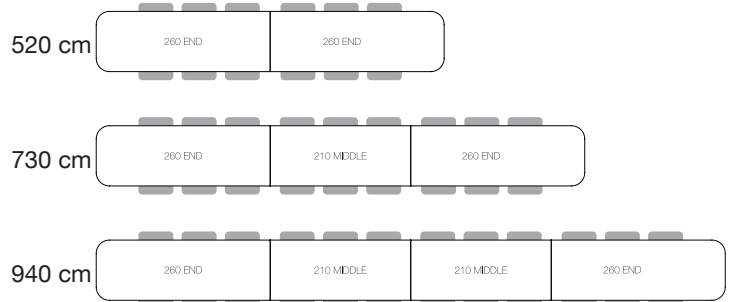
UNITE XL2 EXTEND COMPONENT OVERVIEW

	length	tabletop				beam		leg			plate	foot
		140 cm middle	190 cm end	210 cm middle	260 cm end	140	210	inner	outer	outer middle		
140 beam	380 cm		2			2		3	2	1	3	3
	520 cm	1	2			3		4	2	2	4	4
	660 cm	2	2			4		5	2	3	5	5
	800 cm	3	2			5		6	2	4	6	6
210 beam	520 cm				2		1	3	2	1	3	3
	730 cm			1	2		2	4	2	2	4	4
	940 cm			2	2		3	5	2	3	5	5

Built with 140 cm beams



Built with 210 cm beams





BEAM LENGTH

	100 cm table	120 cm table	140 cm table	160 cm table	180 cm table	200 cm table	220 cm table	240 cm table
M2 Beam length	784 mm	984 mm	1184 mm	1384 mm	1584 mm	1784 mm	x	x
M2 HIGH Beam length	x	784 mm	984 mm	1184 mm	1384 mm	1584 mm	1784 mm	x
M4 HIGH Beam length	x	x	784 mm	984 mm	1184 m	1384 mm	1584 mm	1784 mm

	140 cm table	210 cm table
L2 Beam length	1333 mm	2033 mm
L2 EXTEND Beam length	1333 mm	2033 mm

	140 cm table	210 cm table
XL2 Beam length	1333 mm	2033 mm
XL2 EXTEND Beam length	1333 mm	2033 mm

OUTER LEG LENGTH

	S4	M4	L4	XL4	M2	L2	XL2	M2 HIGH	M4 HIGH	L2 EXTEND	XL2 EXTEND
45 cm	426 mm	413 mm	405 mm	x	x	x	x	x	x	x	x
55 cm	526 mm	513 mm	x	x	518 mm	x	x	x	x	x	x
60 cm	x	563 mm	555 mm	x	x	x	x	x	x	x	x
72 cm	x	688 mm	680 mm	675 mm	688 mm	680 mm	675 mm	x	x	680 mm	675 mm
90 cm	x	863 mm	855 mm	x	x	x	x	863 mm	863 mm	x	x
108 cm	x	1043 mm	1035 mm	x	x	x	x	1043 mm	1043 mm	x	x

INNER LEG LENGTH

	S4	M4	L4	XL4	M2	L2	XL2	M2 HIGH	M4 HIGH	L2 EXTEND	XL2 EXTEND
45 cm	376 mm	363 mm	355 mm	x	x	x	x	x	x	x	x
55 cm	476 mm	463 mm	x	x	468 mm	x	x	x	x	x	x
60 cm	x	513 mm	505 mm	x	x	x	x	x	x	x	x
72 cm	x	638 mm	630 mm	625 mm	638 mm	630 mm	625 mm	x	x	630 mm	625 mm
90 cm	x	813 mm	805 mm	x	x	x	x	813 mm	813 mm	x	x
108 cm	x	993 mm	985 mm	x	x	x	x	993 mm	993 mm	x	x



LEG DIAMETER GUIDE

Scale 1:1, place leg on paper to check dimension.

